



P. PSYLLAKIS & Co. CAVOMIT O.E.

HOT STAMPING SYSTEMS

7, Dimokratias Ave., 134 51 Kamatero, Greece

Tel: +30-210-2381949 / 210-2320055

FAX: +30-210-2314499

E-mail: cavomit5@gmail.com

Website: www.cavomit.gr

Electronic system S Heidelberg Cavomit Holo@Cylinder 54X72



Cavomit Holo@Cylinder 54X72

The **Holo@Cylinder** system is manufactured at the factory of **CAVOMIT** company with standard 2 foil-pull cylinders (upgradable to 4) and is mounted on machines of type **Heidelberg Letterpress** with dimensions ranging from 46X58.5 - 73X104.

The Heidelberg Letterpress machine is fully reconditioned and maintained with new spare parts guaranteed by **CAVOMIT**. This new generation of hot-stamping machines has a big advantage. It is **1.5m** shorter than previous models and therefore can be placed easier in small premises.

Control system

The system is operated through a laptop with **Windows** software offering following advantages:

1. Better programming of the machine.
2. INTERNET connection.
3. Very easy operation.
4. Ventilated, air-filtered electrical panel.
5. EMI (Electro-Magnetic Interference) EU Standard compliance.





Foil-pull control

A laptop for programming the stepper motor which controls the foil-pull units. Two to four DRV can be added to the foil-pull units.

Ease of service.

Adjustable speed of foil-pull stepper motors.

Visible and functional data inserted through keyboard.

Ergonomic, operator-friendly layout.

Touch panel for easy programming.

Operation manual in English. Available in other languages upon request.

Conventional foil

Practically unlimited number of combinations of short/long foil-pull repeat cycles for multi-die printing applications.



Operation switches:

1. Machine speed control.
2. Automatic / Manual operation.
3. Machine **START** button.
4. Machine **STOP** button.



Direct operation switches:


1. **EMERGENCY STOP.**
2. **START.**
3. Manual operation of the machine.



Hot-plate

Unique combination of hot-plate/honeycomb fitted in chase. Single-pieced hot plate, 16mm thickness, max area coverage made of high conductivity light alloy. Temperature insulated from machine body for increased energy savings and optimal heat allocation. Moreover, auxiliary materials can be placed underneath the hot-plate in order to achieve simultaneously hot-stamping and embossing.

Required precision of printing temperature is acquired through **18** parallel resistances in **6** independent temperature control zones unevenly allocated and controlled by an electronic card embodied on a PLC.



Foil-pull cylinders

Two (2) standard, full-width foil-pull cylinders. Immediate upgrade to max four (4) foil-pulls with the addition of one or two independent hot-stamping stations. Electronically controlled robust stepper motor with adjustable foil-pull speed.


Pull step accuracy: 0.01mm

Foil rewinding

All foil-pull cylinders are synchronized to the stepper motors. The external diameter of the used foil is up to **140 mm** on 1" core.

Adjustable tension control.

Quick-lock spools for fast and easy change of cores.



Foil feed

From single or twin parallel axes.

Internal foil feed allows the placement of rolls with **90 mm** external diameter across total feeding width of the machine.

Internal core diameter is 25 mm.

Min. distance of **2 mm** between two rolls on the same axis.

Adjustable foil-feed tension.

Minimum downtime during job changes.

Special foil feeding system for registered holograms.

Hologram registration

Powerful, specially developed and flexible software for hologram registration.

Suitable for multiple printing of unevenly spaced images on each foil-pull cylinder.

Simultaneous printing of plain and holographic foil on different foil-pull cylinders.

No reduction of printing speed.


Uninterrupted operation.

Hologram registration with multi-axial system outside the hot plate.

Image registration tolerance $\pm 0.5\text{mm}$.

Photoelectric sensor with automatic sensitivity adjustment.

Multiple-die variations, unevenly spaced images, fine adjustments during operation.



Technical specifications S Heidelberg Cavomit Holo@Cylinder 54X72	
1. Paper parameters	
Paper size max	54 X 72 cm
Paper size min	180 X 300 mm
Paper sheet thickness	0.90 mm
Feeder pile height	370 mm
Delivery pile height	470 mm
Max. blocking area	500 X 680 mm
Gripper margin	8 - 10 mm
Packing thickness	1.2 mm
2. Operation control parameters	
Control system	Laptop with Windows software
Foil-pulls & programs	Standard 2 - upgradable to 4
Pull step accuracy	0.01 mm
Programming per pull cylinder	1-999 short pulls, 1 long pull 0-999 mm per cylinder
Foil-pull speed adjustment	By inverter
Foil-pull cylinders	2 stepper motors (maximum 4)
Foil rewind units	2-4 synchronized to stepper motors
Counters	5 electronic, 1 mechanical
3. Foil parameters	
Foil roll width max	685 mm
min	15 mm
On upgrade foil pull stations	150 / 300 mm
Distance between rolls (min)	2 mm on same bar axis
Roll core diameter	16 or 25 mm on same bar axis
External diameter of foil roll feed	90 mm on 16 mm or 25 mm core
External diameter of used foil	140 mm on 25 mm core
4. Printing parameters	
Blocking speed	Controlled by inverter, 300-3000 sheets per hour
Alternative uses	Cutting, creasing, embossing, punching
5. Hot plate parameters	
Hot plate	Single-piece, honeycomb hot plate
Heating zones	6 for optimal temperature allocation
Temperature regulation	Through laptop with Windows software
Resistances	Parallel 18 X 600 W
Printing die height	6.35 and 7.00 mm
Die mounting on hot plate	With micrometric adjustable mounts
6. Hologram registration parameters	
Hologram registration	Outside hot plate on multi-axial system
Printing accuracy	+/- 0.5 mm (per image)
Printing speed	As for standard foil
Roll width	Standard max 60 mm (other dimensions optional)
Photoelectric switch	Fast response, adjustable sensitivity
Optical fibre	Mounted at pre-set viewing angle
Software	Specially developed in-house by Cavomit
7. Physical parameters	
Length	4000 mm
Width	2100 mm
Height	1750 mm
Weight	5500 kg
Export packing	According to the wish of the customer
Motor type	AC 230/460, 50/60 Hz, 5.5 HP
Total connection capacity	19 kW
Voltage	380/460V, 50/60 Hz